



- [Endusers](#)
- [MRO](#)
- [OEM](#)
- [Distributors](#)

- [Boxes & Covers](#)
- [Cable Ties & Accessories](#)
- [Conduit & Cable Fittings](#)
- [Connectors - Industrial](#)
- [Power Control](#)
- [Connectors - Power & Grounding](#)
- [Electrician Supplies](#)
- [Lighting](#)
- [Metal Framing & Support](#)
- [Terminals, Lugs, Connectors, Markers & Heatshrink](#)
- [Wire Management Systems](#)

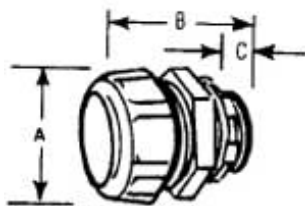
[Login](#)
[U.S. HOME](#) | [CATALOG SEARCH](#) | [MY PROFILE](#) | [FEEDBACK TO TNB](#) | [TNB.COM](#) | [HELP](#)

### Product Detail

[T&B Conduit Fittings >](#)

# T&B® Fittings

## Liquidtight Flexible Metal Conduit Fittings & Accessories


[Click to Enlarge](#)

[Click to Enlarge](#)

T&B Catalog Number:

5333

UPC Number:

78621005333

Description:

3/4" Insulated Liquidtight Connector; Body, Gland, Locknut and Ground Cone Material-Steel with Electro Zinc Plating and Chromate Coating. Sealing ring and Insulator Material-Thermoplastic, Sealing Gasket Material-Stainless Steel and Buna N. For use with Flexible Metal Conduit.

Status:

Active

<b>General</b>	
Material	Steel
Finish	Electro Zinc Plated-Chromate Coated
Conduit Size (inches)	3/4

<b>Dimension Information</b>	
Dimension A (inches)	1 21/32
Dimension B (inches)	1 5/8
Dimension C (inches)	9/16

<b>Accessories &amp; Components</b>	
Wiremesh Grips for Liquidtight Fittings	<a href="#">WMG-LT3</a>

<b>Packaging</b>	
------------------	--

[Printable PDF](#)

**Where To Buy**



Enter Zip Code:

Enter Quantity:

Outer Package	50
Package Height	8.13
Package Length	8.49
Package Width	5.19
T&B Sold in UOM	Each
T&B Weight Per UOM	25.2 lbs. per 100

**Application Support**

 Product Overview	<a href="#">Click Here</a>
 Liquidtight Flexible Metal Conduit Fittings- Application and Features	<a href="#">Click Here</a>

**Notes**

*Note	Suitable for hazardous locations use in Class I, Div 2; Class II, Div 1 and 2; Class III, Div 1 and 2, where general purpose equipment is specifically permitted per NEC Section 500-2(a).
-------	--

**Certifications**

RoHS Compliance	Yes <a href="#">Generate Compliance Certificate</a>
-----------------	---

**Certifications**



File Nbr:  
E 23018

[Product Submittal Package](#)

Thomas & Betts (USA)  
8155 T&B Blvd.  
Memphis, TN 38125  
[www.tnb.com](http://www.tnb.com)

Electrical Customer Service - Memphis: 800-816-7809  
Tech Support: 888-862-3289 or [Tech Support](#)  
Tool Service: 800-284-TOOL(8665) or [ToolService@tnb.com](mailto:ToolService@tnb.com)

Created on 2008-02-15 21:30:09

[About Thomas & Betts](#) - [Products](#) - [Markets](#) - [Brands](#) - [Investors](#)

[Product Support](#) - [Contact Us](#) - [What's New](#) - [Terms](#) - [T&B Distributor Access](#) - [Site Map](#)

All materials © Thomas & Betts Corporation 2005

No material from this site may be copied, distributed or in any way used without the expressed prior permission of Thomas & Betts.



# Liquidtight Flexible Metal Conduit Fittings

T&B Fittings



5331 Series\*  
5231 AL Series

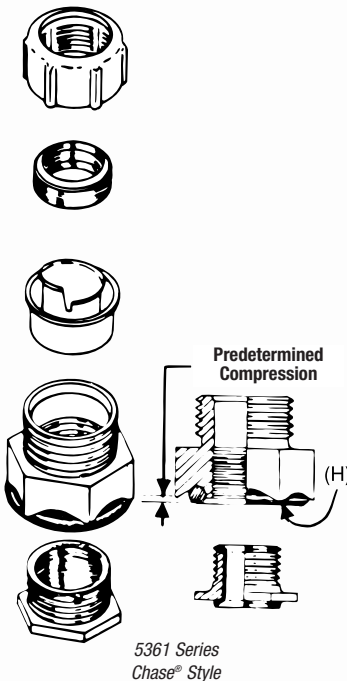


5361 Series



5271 Series

\* 5341 Series...  
same as 5331, except 45° Connectors  
5351 Series...  
same as 5331, except 90° Connectors



### Application

- Used where flexible metal raceway is installed in outdoor or indoor locations where exposed to continuous or intermittent moisture
- To positively bond conduit to box or enclosure

### Features

- Ability to install quickly with low torque effort
- Ground cone design offers the following advantages:
  - (1) Compresses metallic convolutions; provides high quality ground contact with low impedance and high raceway holding power (A)
  - (2) Single helical thread on ground cone is easy to install without cross thread; accepts variations in raceway diameters and convolution pitch (B)
  - (3) Rolled over edge protects conductors (C)

### Sealing Ring Design Features

- (1) Grips and seals at leading and trailing edge — will not abrade raceway jacket (D)
- (2) Provided with grooves on inside diameter for anti-sleeving (E)
- (3) Shoulders on both ends for extra sealing (F)
- (4) Symmetrical shape assures foolproof assembly

- Can be disconnected and reused.

- Watertight/oil tight installation at box or enclosure termination is assured by:

- (1) External taper thread hub on 5331 series and use of sealing gasket 5262 series (G)
- (2) Captivated sealing O-Ring on 5361 series (H)
- (3) Taper tapped hole on 5271 series

- Suitable for use in Class I Division 2, Class II Division 1 and 2 and Class III Division 1 and 2 Hazardous Locations per N.E.C. Section 500

- Suitable as a grounding means per NEC Section 351-9 (up to 1¼" trade size on)

- ½" & 1¼" sizes laboratory tested to carry ground fault current of up to 1,000 amps RMS with duration of fault current 3 cycles

- Conforms with JIC requirements
- Available with imperial, I.S.O. & PG threaded hub

### Standard Material

#### 5331-5361-5271 Series

Body, Gland, Locknut & Ground Cones: All steel or malleable iron

Sealing Ring and Insulator: All thermoplastic  
Sealing Gasket: Stainless Steel and Buna N

#### 5231 AL Series

All Copper-free Aluminum (non-insulated)

#### 5332SST Series

31L Stainless Steel insulated

#### 5332B Series

Marine grade brass insulated avant

### Standard Finish

#### 5331-5361-5271 Series

Electro Zinc Plated & Chromate Coated

#### 5231 AL Series

Copper-free Aluminum

### Range

5331 Series	.....	¾" thru 6"* conduit
5341 Series	.....	¾" thru 4" conduit
5351 Series	.....	¾" thru 4" conduit
5361 Series	.....	¾" thru 4" conduit
5271 Series	.....	¾" thru 1¼" conduit
5231 AL Series	.....	¾" thru 4" conduit
5332SST Series	.....	½" & ¾" conduit
5332B Series	.....	½" & ¾" conduit

\*All hubs provided with taper pipe threads (NPT)

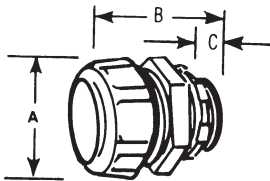
### Listed/Certified by

UL ..... (UL File No. E-23018)  
CSA ..... (LR-2884, LR-4484, LR-9555)

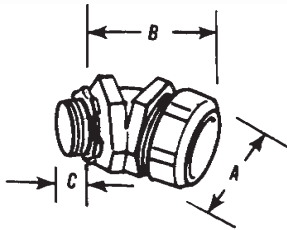
### Conforms to

UL 514B  
CSA C22.2 No. 18  
NEMA FB-1  
NFPA 70-1999 (ANSI)  
JIC EGP1  
JIC EMP1  
Federal Specification W-F-406  
Federal Standard H-28 (Threads)

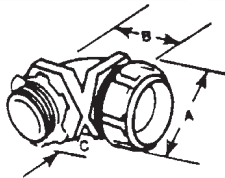
# Liquidtight Flexible Metal Conduit Fittings



Steel malleable iron, or aluminum tapered hub threads. With safe-edge ground thru 4" cone and double bevel seating ring (through 2").



Malleable iron, tapered hub threads. With safe-edge ground cone and double bevel sealing ring (through 2").



## 52® and 53™ Series Liquidtight Straight Connectors\*

CAT. NO.		CONDUIT SIZE	DIMENSIONS (IN.)		
INSULATED STEEL	NON-INSULATED STEEL		A	B	C
5229†	—	¼"	27/32	1 1/8	15/32
5330†	—	5/16"	63/64	1 1/8	15/32
5331***	5231†	3/8"	1 1/32	1 1/2	9/16
5332†	5232†	1/2"	1 1/8	1 1/16	9/16
5333†	5233†	3/4"	1 21/32	1 5/8	9/16
5334†	5234†	1"	1 7/8	2 1/16	3/4
5335†	5235†	1 1/4"	2 7/32	2 1/2	13/16
5336	5236	1 1/2"	2 23/32	2 11/16	13/16
5337	5237	2"	3 1/4	3 1/16	7/8
5338	5238	2 1/2"	3 3/4	4 1/8	1
5339	5239	3"	4 1/2	4 1/4	1
5340	5240	4"	5 1/2	4 1/2	1 1/8
5385†	5285	5"	8 3/4	7	1 1/4
5386†	—	6"	8 3/4	8 1/2	2

## 52® and 53™ Series Liquidtight 45° Angle Connectors\*

CAT. NO.		CONDUIT SIZE	DIMENSIONS (IN.)		
INSULATED	NON-INSULATED		A	B	C
5341***	5241†	3/8"	1 1/32	1 1/16	9/16
5342†	5242†	1/2"	1 1/8	1 1/8	9/16
5343†	5243†	3/4"	1 21/32	2 1/8	9/16
5344†	5244†	1"	1 7/8	2 1/4	3/4
5345†	5245†	1 1/8"	2 7/32	2 3/4	13/16
5346	5246	1 1/2"	2 23/32	3 3/8	13/16
5347	5247	2"	3 1/4	3 3/8	7/8
5348	5248	2 1/2"	3 3/4	4 1/4	1
5349	5249	3"	4 1/2	4 1/4	1
5350	5250	4"	5 1/2	4 3/8	1 1/8



## 52® and 53™ Series Liquidtight 90° Angle Connectors

CAT. NO.		HUB SIZE	CONDUIT SIZE	DIMENSIONS (IN.)		
INSULATED	NON-INSULATED			A	B	C
5351	5251	1/2"	3/8"	1 1/32	1 1/8	9/16
5352	5252	1/2"	1/2"	1 3/8	1 1/16	9/16
5353	5253	3/4"	3/8"	1 21/32	1 3/4	9/16
5354	5254	1"	1"	1 7/8	2 1/16	3/4
5355	5255	1 1/4"	1 1/4"	2 7/32	2 3/4	13/16
5356	5256	1 1/2"	1 1/2"	2 23/32	2 15/16	13/16
5357	5257	2"	2"	3 1/4	3 1/16	7/8
5358	5258	2 1/2"	2 1/2"	3 3/4	8 1/8	1
5359	5259	3"	3"	4 1/2	10 1/4	1
5360	5260	4"	4"	5 1/2	12 5/8	1 1/4

\* Suitable for hazardous locations use in Class I, Div. 2; Class II, Div. 1 and 2; Class III, Div. 1 and 2, where general purpose equipment is specifically permitted per NEC Section 500-2(a).

\*\*\* 3/8" Conduit Fitting has 1/2" hub.

† UL Listed as grounding means under NEC 351-7.

‡ Not UL Listed.

Note: UL Listed liquidtight; and CSA Certified watertight. Available with DURA-PLATE® Finish. UL File No. E-23018 CSA File No. 2884

For Wiremesh Grips, refer to pages A-111 and A-141.

Blue is a trademark color of Thomas & Betts.

United States  
Tel: 901.252.8000  
800.816.7809  
Fax: 901.252.1354

Canada  
Tel: 450.347.5318  
Fax: 450.347.1976

Technical Services  
Tel: 888.862.3289

**Thomas & Betts**

www.tnb.com